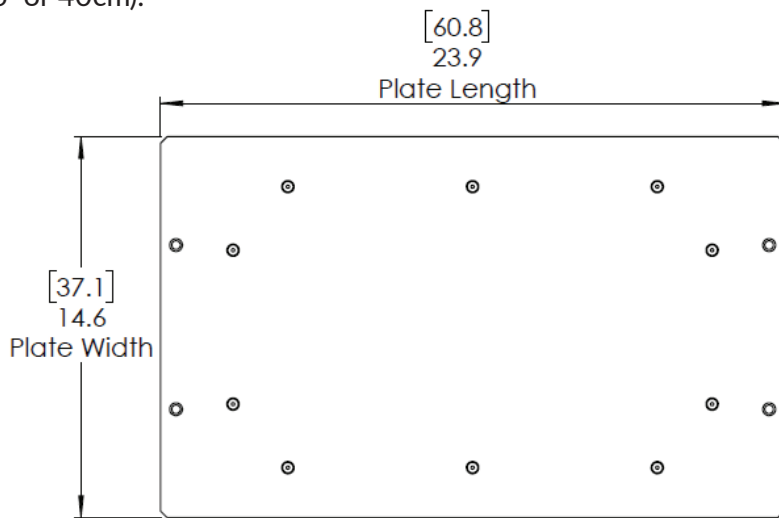

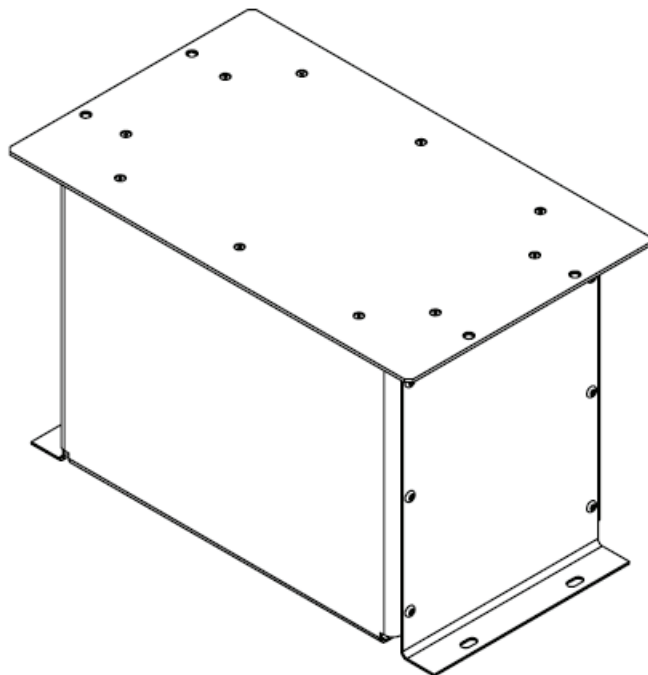




Platform Riser

RL-500™

- ✓ **PURPOSE:** Supports top-of-rack installs in height-restricted areas.
- ✓ **FUNCTIONALITY:** Positions equipment higher to avoid obstructions.
- ✓ **CLEARANCE:** Solves clearance issues inside and under obstructions.
- ✓ **COMPATIBILITY:** Works with all ServerLIFT models.
- ✓ **EFFICIENCY:** Enables single-tech installs.
- ✓ **HEIGHT EXPANSION:** Supports installs up to 58U high.
- ✓ **WEIGHT CAPACITY:** Supports 500 lbs (226 kg).
- ✓ **RACK COMPATIBILITY:** Fits standard 19" racks.
- ✓ **HEIGHT INCREASE:** Raises platform by 9U (15.75" or 40cm).



Dimensions: [cm]
in

Capacity

DESCRIPTION	US (LB)	METRIC (KG)
Max load rating	500	227

This is the accessory load rating. The maximum weight you can load onto the attachment is determined by the capacity of the lift to which the accessory is connected.

Weight

DESCRIPTION	US (LB)	METRIC (KG)
Total unit weight	18	8
Shipping weight	22	10