



Manual Data Center Lift

SL-350X[®] Hand-Cranked Lift



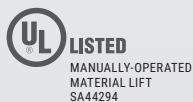
A Complete Server Handling Solution

With the SL-350X[®] hand-cranked lift, anyone can safely and single-handedly load, transport, position, and install servers in any data center.

- ✓ Only safety-certified manual data center lift
- ✓ Eliminates risk to equipment and personnel
- ✓ Never requires power or charging
- ✓ One tech per move, every time
- ✓ Micro-leveling SmartTILT™ shelf adjustment perfectly aligns server with both rails or rack posts

The ServerLIFT[®] SL-350X[®] Hand-Cranked Data Center Lift is the gold standard alternative to motorized lifts. It handles all rack-mounted IT equipment. While built to withstand everyday use, the SL-350X[®] lift is recommended for data centers with occasional server moves, due to the physical strain of repetitively hand-cranking servers up and down.

- ✓ 350 lb (159 kg) load capacity
- ✓ Operate in narrow aisles as small as 36" wide (91 cm)
- ✓ Server support to over 52U high (8 ft or 2.44 m)
- ✓ Over 2° of platform angle tilt adjustment
- ✓ Can traverse grades up to a maximum of 6°
- ✓ Optional 3 or 5-year Extended Service and Warranty contracts



602.254.1557 • solutions@serverlift.com • ServerLIFT.com

© ServerLIFT Corporation, Phoenix, AZ 85023

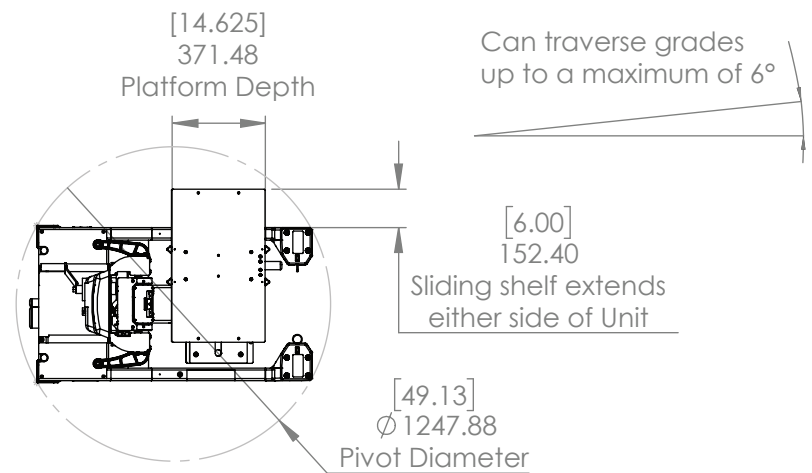
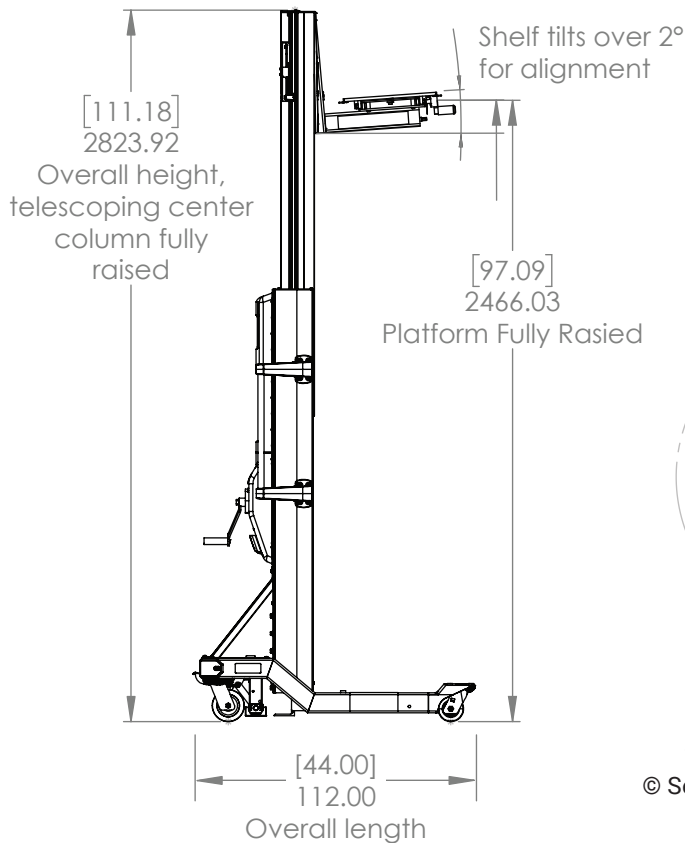
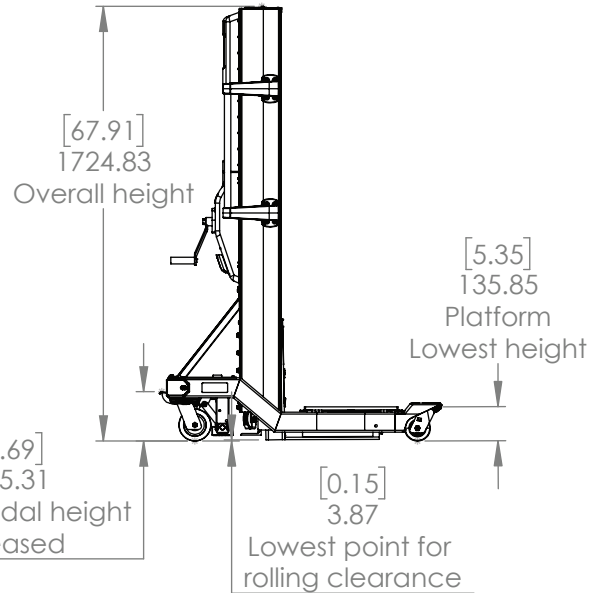
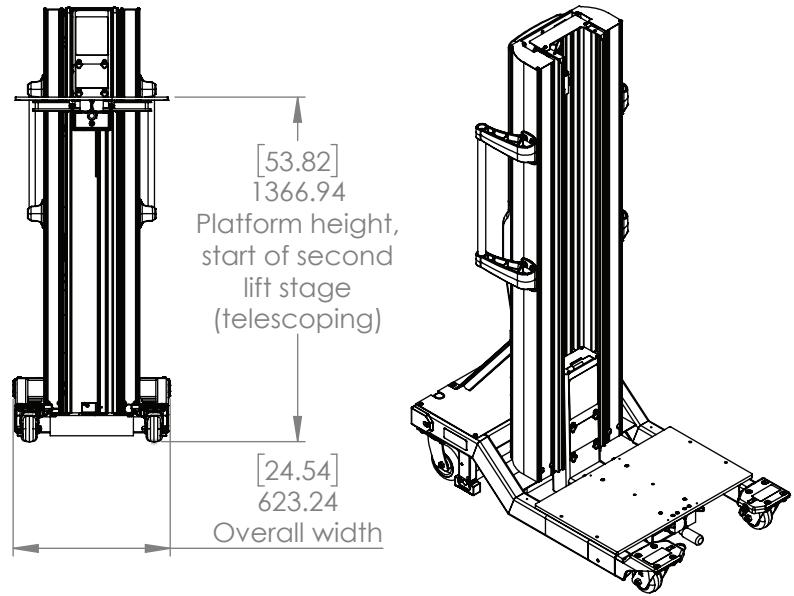


Working Dimensions	US	Metric
Platform Height, Extended	8.0'	2.44 m
Platform Height, Lowered	5.3"	13.5 cm
Shelf Movement per side	6.0"	15.2 cm
Movable Platform Width	14.6"	36.8 cm
Platform Length	24"	61.0 cm
Total Platform Width	21"	53.0 cm
Rear Caster Wheel Diameter	5"	12.7 cm
Front Caster Wheel Diameter	4"	10.2 cm
Caster Wheel Width	2"	5.08 cm
Zero Turn Radius*	0°	0°
Aisle & "T" Intersection Turn Limit	32"	81.3 cm
Minimum Aisle Width	25"	63.5 cm

*Unit can pivot on axis when front casters are unlocked

Product Dimensions	US	Metric
Unit Height (Lowered)	5' 8"	1.73m
Unit Height (Raised)	9' 2.8"	2.81m
Length	3' 8"	1.12m
Width	2' 0.5"	0.62m

Capacity and Weight	US	Metric
Capacity at Platform Center	350 lbs	159 kg
Capacity at Platform Edge	200 lb	91 kg
Total Unit Weight	333 lb	151 kg
Shipping Weight	462 lb	210 kg
Rated Cable Failure Load	4000 lb	1814 kg



602.254.1557 • solutions@serverlift.com
© ServerLIFT Corporation, Phoenix, AZ 85023

ServerLIFT.com

