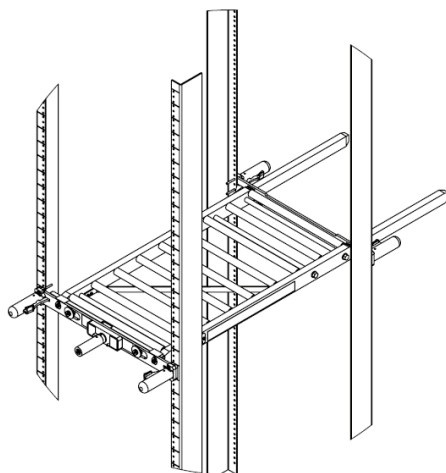
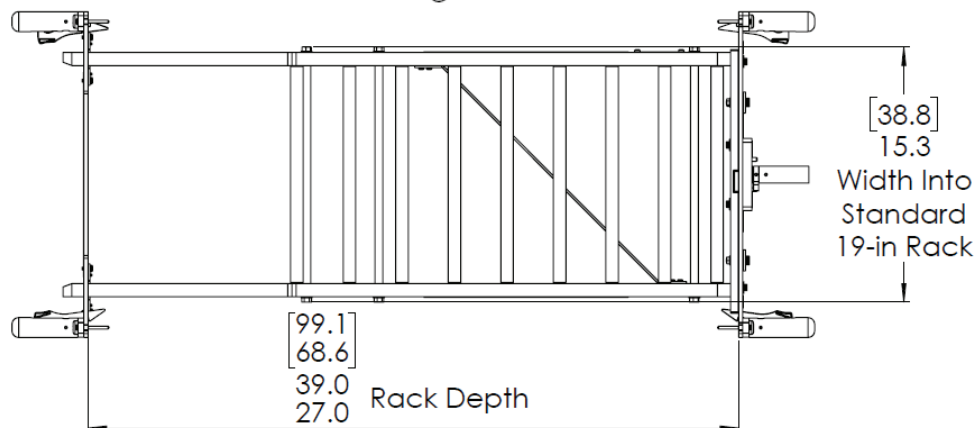
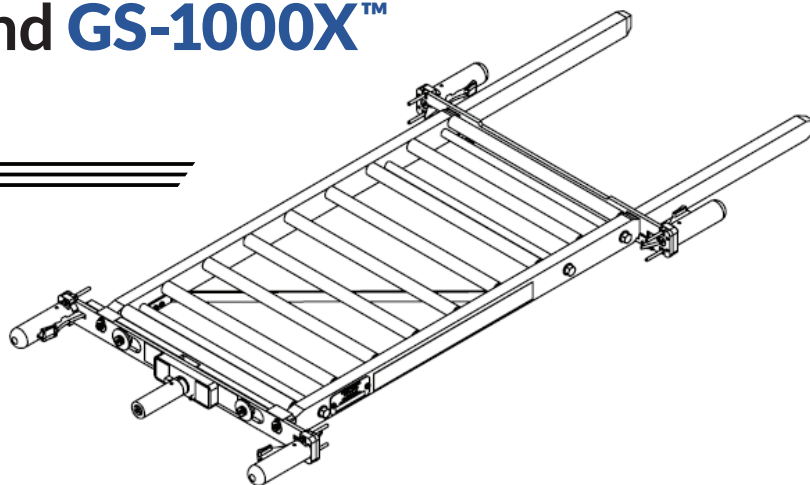


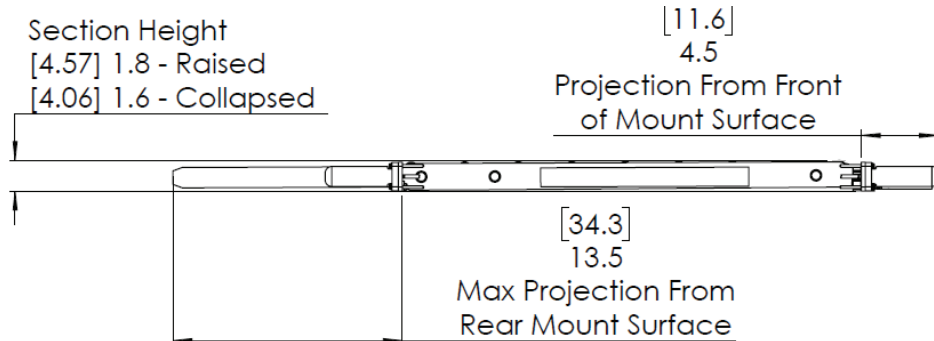


GS-1000XR™ and GS-1000X™ Glide Shelf

- ✓ Designed to mount on a 19" standard rack.
- ✓ Accommodates depths of 27-39 inches (68.6-99.1 cm).
- ✓ Available in both round (GS-1000XR) and square (GS-1000X) pin options.
- ✓ Supports up to 1000 pounds.
- ✓ Rollers minimize the effort required to rack equipment.
- ✓ Comes with a carrying case.
- ✓ Toolless installation.
- ✓ Requires one person to install unit.



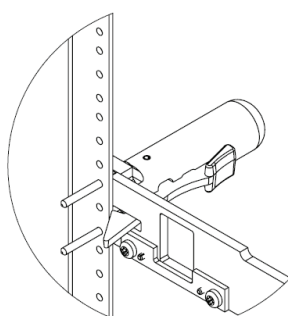
Glide Shelf shown in rack



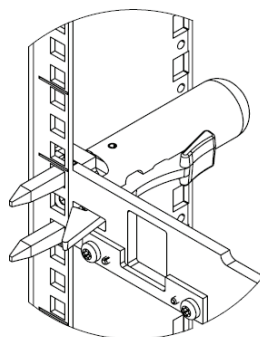
ALTERNATIVE PIN OPTION

The Glide Shelf comes with either round pin or square pin.

Dimensions: **[cm]**
in



Round Pin GS-1000XR



Square Pin GS-1000X

Capacity

DESCRIPTION	US (lb)	METRIC (kg)
Max load rating	1,000	454

Weight

DESCRIPTION	US (lb)	METRIC (kg)
Total unit weight	25	11.5
Shipping weight	40	18.1